
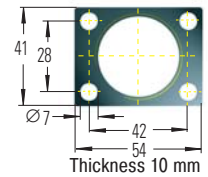


Interchange Parts for the earlier Types MC 120

C1200



RFL1200



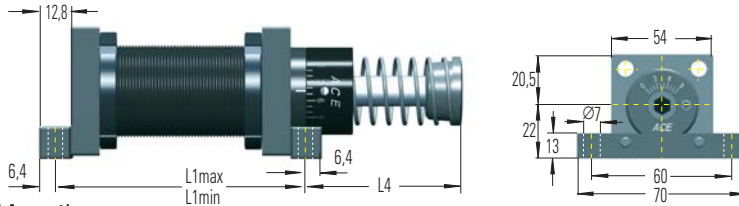
Clevis Mounting (Use positive stop at both ends of travel)

Clevis Mounting Kit C 1200 (250-0323) = 1 Rear clevis flange + 1 Rod clevis + 1 Locking ring (supplied assembled to shock absorber).

Rectangular Flange

Locking ring also required

S1200



Dimensions

Stroke	L1*	L4	L6 max
25	97	47.4	167
50	122	73.4	218

* Dimension can be altered.

Side Foot Mounting

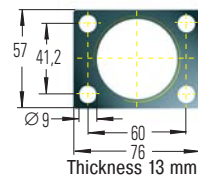
Foot Mounting Kit S 1200 (250-0294) = 2 Rectangular flanges + 2 Side bars + 2 Locking rings + 4 Socket head

Interchange Parts for the earlier Types MC 140

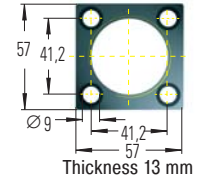
C1400



RFL1400



QFL1400



Clevis Mounting (Use positive stop at both ends of travel)

Clevis Mounting Kit C 1400 (250-0325) = 1 Rear clevis flange + 1 Rod clevis + 1 Locking ring (supplied assembled to shock absorber).

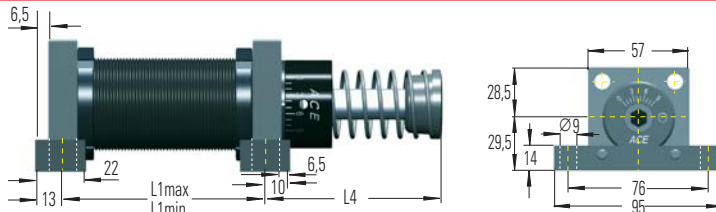
Rectangular Flange

Locking ring also required

Square Flange

Locking ring also required

S1400



Dimensions

Stroke	L1*	L4	L6 max
25	89	49.5	200
50	111	77.5	250
75	136	103.5	301

* Dimension can be altered.

Side Foot Mounting

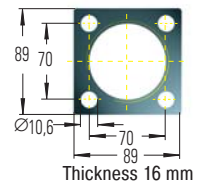
Foot Mounting Kit S 1400 (250-0300) = 2 Square flanges + 2 Side bars + 2 Locking rings + 4 Socket head screws.

Interchange Parts for the earlier Types MC 160

C1600



QFL1600



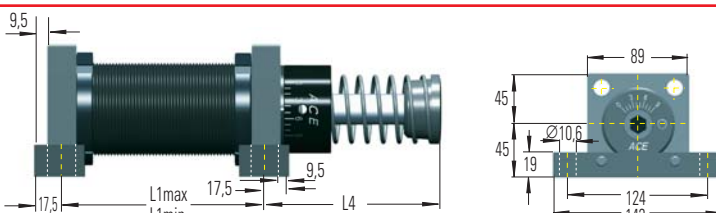
Clevis Mounting (Use positive stop at both ends of travel)

Clevis Mounting Kit C 1600 (250-0327) = 1 Rear clevis flange + 1 Rod clevis + 1 Locking ring (supplied assembled to shock absorber).

Square Flange

Locking ring also required

S1600



Dimensions

Stroke	L1*	L4	L6 max
25	102	64	257
50	127	90	309
100	178	140	410
150	229	214	530

* Dimension can be altered.

Side Foot Mounting

Foot Mounting Kit S 1600 (250-0303) = 2 Square flanges + 2 Side bars + 2 Locking rings + 4 Socket head screws.